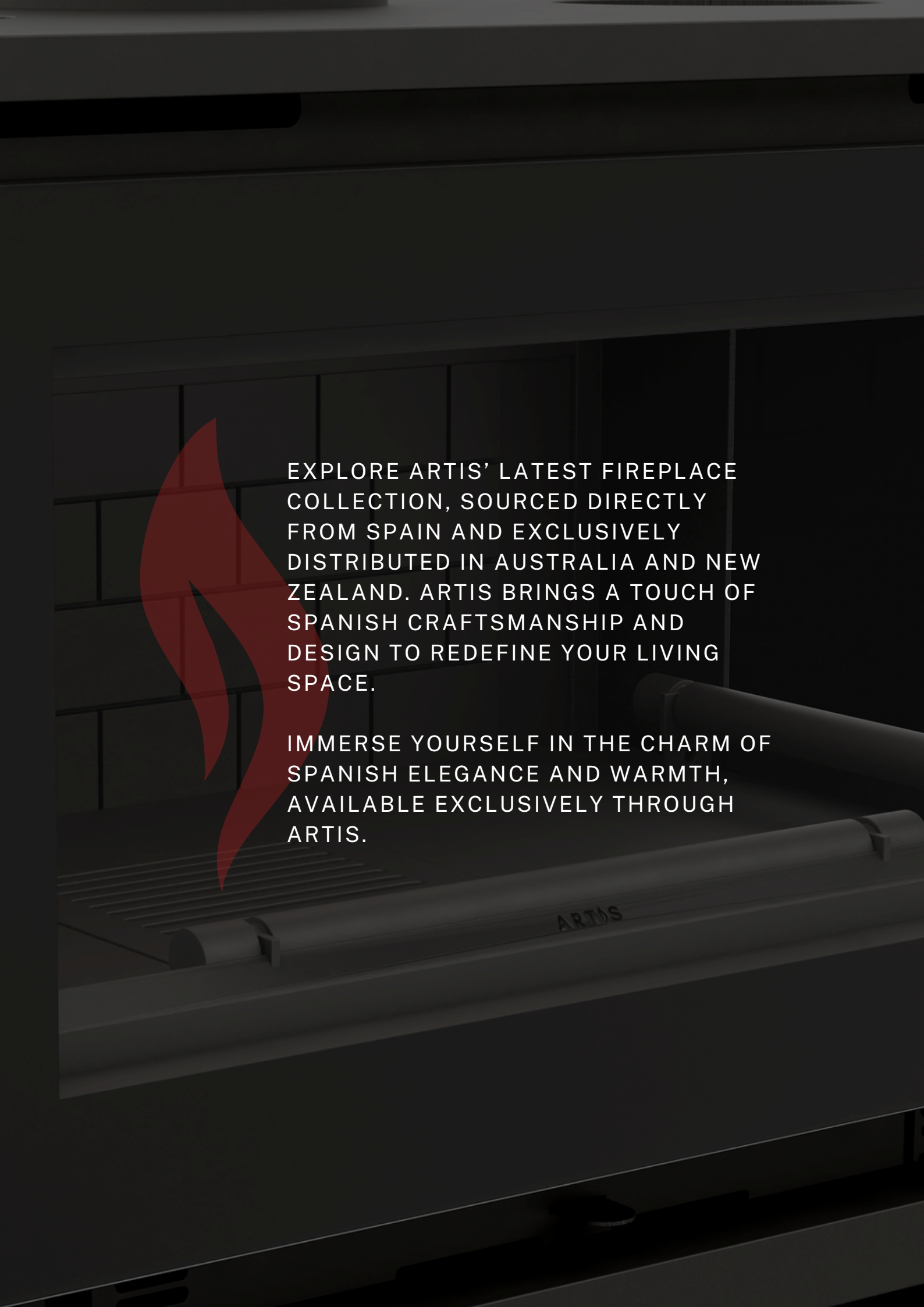




ARTSTM
FIREPLACES



EXPLORE ARTIS' LATEST FIREPLACE
COLLECTION, SOURCED DIRECTLY
FROM SPAIN AND EXCLUSIVELY
DISTRIBUTED IN AUSTRALIA AND NEW
ZEALAND. ARTIS BRINGS A TOUCH OF
SPANISH CRAFTSMANSHIP AND
DESIGN TO REDEFINE YOUR LIVING
SPACE.

IMMERSE YOURSELF IN THE CHARM OF
SPANISH ELEGANCE AND WARMTH,
AVAILABLE EXCLUSIVELY THROUGH
ARTIS.


ARTIS



M 173 - FK

Introducing the Artis M-173 FK, crafted in Spain. With three glass sides for optimal viewing, internal cast iron liners, and versatile installation options of either freestanding or wall hung, it offers both elegance and functionality. Featuring thermostatically controlled axial fans and triple combustion it ensures efficient heat distribution and a clear view of the mesmerising flames. Redefine your living space with the Artis Fireplace Range M-173 FK.

KW OUTPUT	14.5 KW
HEAT CAPACITY	UP TO 200 M2*
EMISSIONS	0.7 G / KG
EFFICIENCY	64% AVERAGE 71% LOW BURN
WEIGHT	120 KG
FLUE	150MM (SOLID OR DECORATIVE)
WARRANTY	5 YEARS **
INSTALL CONFIGURATION	FREESTANDING OR WALL HUNG



UNIT DIMENSIONS	668 W	555 H	492 D
------------------------	-------	-------	-------



M 183 - FK

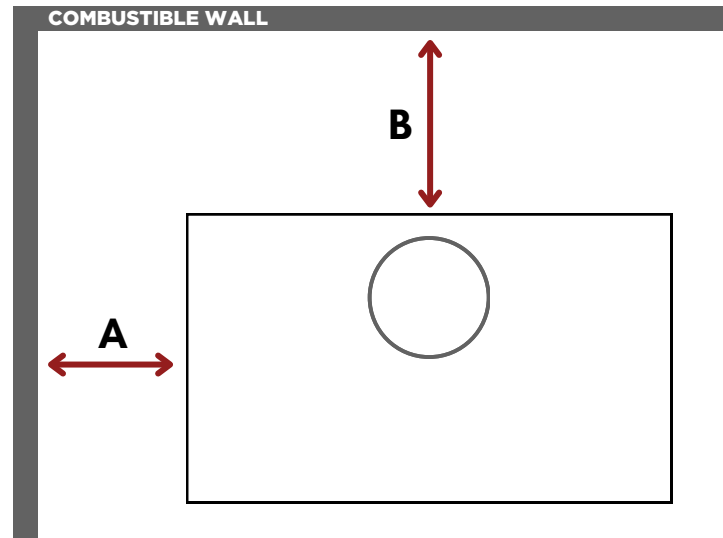
The Artis M-183 FK is a grand addition to any space. Crafted in Spain, this masterpiece boasts three glass sides for immersive viewing, internal cast iron liners, and the flexibility of freestanding or wall-mounted installation. With enhanced size and heating capacity, it promises to be the focal point of your home. It ensures efficient heat distribution and a crystal-clear view of the flames.

KW OUTPUT	20 KW
HEAT CAPACITY	UP TO 230 M2*
EMISSIONS	0.6 G / KG
EFFICIENCY	62% AVERAGE EFFICIENCY 67% LOW BURN
WEIGHT	135 KG
FLUE	150MM (SOLID OR DECORATIVE)
WARRANTY	5 YEARS **
INSTALL CONFIGURATION	FREESTANDING OR WALL HUNG

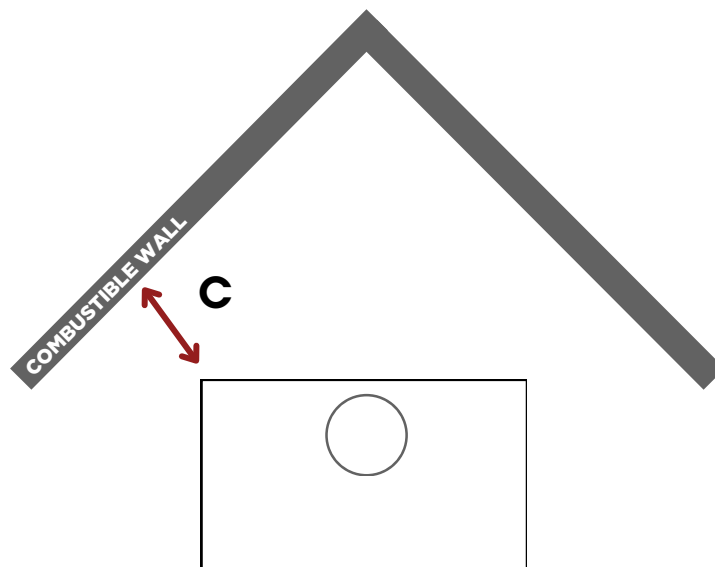


UNIT DIMENSIONS	842 W	610 H	493 D
------------------------	-------	-------	-------

STRAIGHT WALL APPLICATION

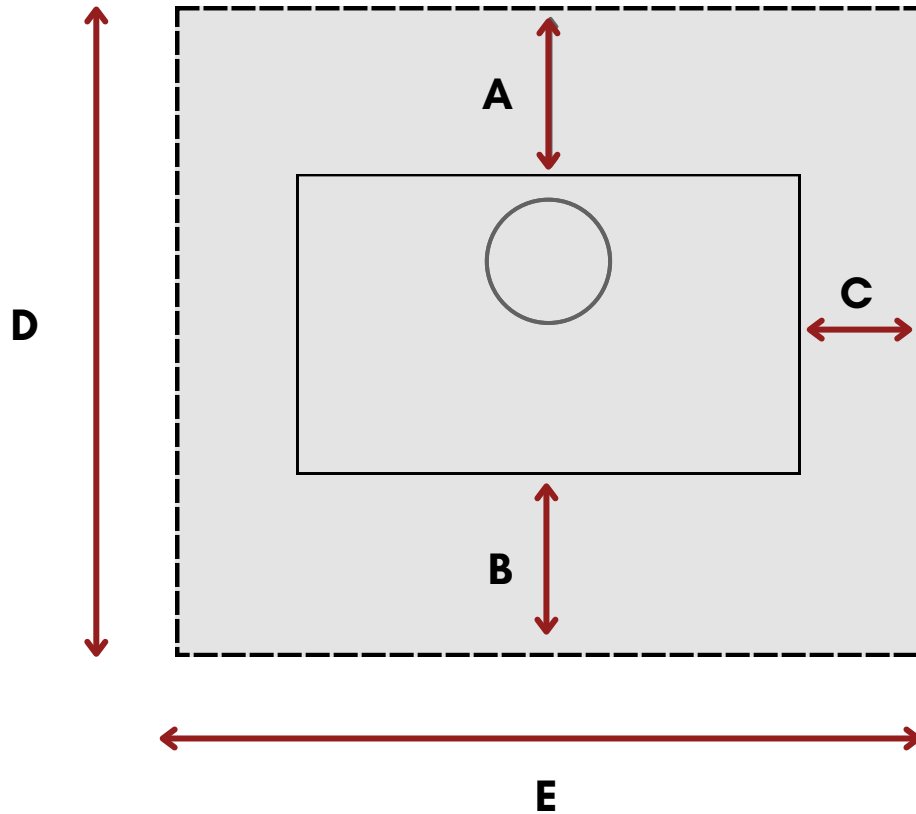


CORNER APPLICATION



FREESTANDING CLEARANCE REQUIREMENTS

MODEL	A	B	C
M - 173 FK	950	275	625
M - 183 FK	1075	250	660



HEARTH REQUIREMENTS

MODEL	A	B	C	D	E	THICKNESS (MM)
M - 173 FK	0	600	140	1155	945	18
M - 183 FK	65	600	115	1085	1060	50

* Heating capacity of the following appliances are a guide only and refers to areas with 2.4m ceilings and 6 or more star rated buildings. Heating output may vary depending on factors such as building characteristics, quality of insulation, type of firewood used and climate zone.

*See warranty section in the installation manual for further details.

DISCLAIMER: *All heating capacities listed in this brochure are a guide only and refers to areas with 2.4m ceilings and 6 or more star rated buildings. Heating output may vary depending on factors such as building characteristics, quality of insulation, type of firewood used and climate zone. All dimensions shown are approximate. Check all dimensions accurately prior to installation. In line with our policy of continuous improvement, we reserve the right to alter specifications without notice. E&OE Images and diagrams are for illustration purposes only. Artis reserves the right to change these specifications without prior notice. This information does not replace the installation manual which provides more in depth information. Must be installed in a full masonry enclosure as per Australian & New Zealand standards AS/NZS 2918:2001.

All rights retained © Copyright 2025 Artis Fireplaces (ABN: 45 161 435 829) E&OE



artisfireplaces.com.au

info@artisfireplaces.com.au

1300 851 304